



Ray Files of Bridgelux Vesta 13mm Tunable White BXRV-TR-xxxxG-20A0-A-2x Products

FTP links to ray files for Bridgelux Vesta 13mm Tunable White BXRV-TR-xxxxG-20A0-A-2x products can be found in this document. In order to download the ray files, please click on the link.

Note:

- Vesta 13mm Tunable White BXRV-TR-xxxxG-20A0-A-2x products contain BXRV-TR-2750G-20A0-A-2x(CCT can adjust from 2700K to 5000K) and BXRV-TR-2765G-20A0-A-2x(CCT can adjust from 2700K to 6500K)
- The files are based on testing of a single array BXRV-TR-2765G-20A0-A-25 at a 50°C case temperature and at the following test currents :
 - CW(Cool White)500mA and WW(Warm White)0mA
 - CW(Cool White)250mA and WW(Warm White)250mA
 - WW(Warm White)500mA and CW(Cool White)0mA
- Customers designing on other color SKUs or at other drive or thermal conditions can use these ray files and adjust the LOP level accordingly in their design software.
- All the ray files are generated with 1M rays (IES and EUL format have 10M rays).
- All the rays are generated on a plane at z=0, which is at the center of the top surface of light emitting area. For details about where z=0 is aligned, please refer to the two photos at the end of this file, or read radiant source model in ProSource (under alignment tab).
- Please refer to the 3D CAD files of Vesta 13mm Tunable White BXRV-TR-xxxxG-20A0-A-2x products from Bridgelux website for mechanical details of the product.

Radiant Source Model with color information

[BXRV-TR-xxxxG-20A0-A-2x CW 500mA WW 0mA\(Radiant Imaging Source\)](#)

[BXRV-TR-xxxxG-20A0-A-2x CW 250mA WW 250mA\(Radiant Imaging Source\)](#)

[BXRV-TR-xxxxG-20A0-A-2x WW 500mA CW 0mA\(Radiant Imaging Source\)](#)

Tris-Color:

[BXRV-TR-xxxxG-20A0-A-2x CW 500mA WW 0mA\(Generic ASCII Format\)](#)

[BXRV-TR-xxxxG-20A0-A-2x CW 500mA WW 0mA\(Generic Binary Format\)](#)

[BXRV-TR-xxxxG-20A0-A-2x CW 500mA WW 0mA\(LightTools Binary Format\)](#)

[BXRV-TR-xxxxG-20A0-A-2x CW 250mA WW 250mA\(Generic ASCII Format\)](#)

[BXRV-TR-xxxxG-20A0-A-2x CW 250mA WW 250mA\(Generic Binary Format\)](#)

[BXRV-TR-xxxxG-20A0-A-2x CW 250mA WW 250mA\(LightTools Binary Format\)](#)

[BXRV-TR-xxxxG-20A0-A-2x WW 500mA CW 0mA\(Generic ASCII Format\)](#)

[BXRV-TR-xxxxG-20A0-A-2x WW 500mA CW 0mA\(Generic Binary Format\)](#)

[BXRV-TR-xxxxG-20A0-A-2x WW 500mA CW 0mA\(LightTools Binary Format\)](#)



Photopic:

- [BXRV-TR-xxxxG-20A0-A-2x CW 500mA WW 0mA\(ASAP Format\)](#)
- [BXRV-TR-xxxxG-20A0-A-2x CW 500mA WW 0mA\(ASCII Format\)](#)
- [BXRV-TR-xxxxG-20A0-A-2x CW 500mA WW 0mA\(FRED Format\)](#)
- [BXRV-TR-xxxxG-20A0-A-2x CW 500mA WW 0mA\(Generic Binary Format\)](#)
- [BXRV-TR-xxxxG-20A0-A-2x CW 500mA WW 0mA\(LighTools Format\)](#)
- [BXRV-TR-xxxxG-20A0-A-2x CW 500mA WW 0mA\(LucidShape Format\)](#)
- [BXRV-TR-xxxxG-20A0-A-2x CW 500mA WW 0mA\(OptiCAD Format\)](#)
- [BXRV-TR-xxxxG-20A0-A-2x CW 500mA WW 0mA\(Optis Format\)](#)
- [BXRV-TR-xxxxG-20A0-A-2x CW 500mA WW 0mA\(Photopia Format\)](#)
- [BXRV-TR-xxxxG-20A0-A-2x CW 500mA WW 0mA\(SIMULUX Format\)](#)
- [BXRV-TR-xxxxG-20A0-A-2x CW 500mA WW 0mA\(SPECTER Format\)](#)
- [BXRV-TR-xxxxG-20A0-A-2x CW 500mA WW 0mA\(TracePro Format\)](#)
- [BXRV-TR-xxxxG-20A0-A-2x CW 500mA WW 0mA\(Zemax Format\)](#)

- [BXRV-TR-xxxxG-20A0-A-2x CW 250mA WW 250mA\(ASAP Format\)](#)
- [BXRV-TR-xxxxG-20A0-A-2x CW 250mA WW 250mA\(ASCII Format\)](#)
- [BXRV-TR-xxxxG-20A0-A-2x CW 250mA WW 250mA\(FRED Format\)](#)
- [BXRV-TR-xxxxG-20A0-A-2x CW 250mA WW 250mA\(Generic Binary Format\)](#)
- [BXRV-TR-xxxxG-20A0-A-2x CW 250mA WW 250mA\(LighTools Format\)](#)
- [BXRV-TR-xxxxG-20A0-A-2x CW 250mA WW 250mA\(LucidShape Format\)](#)
- [BXRV-TR-xxxxG-20A0-A-2x CW 250mA WW 250mA\(OptiCAD Format\)](#)
- [BXRV-TR-xxxxG-20A0-A-2x CW 250mA WW 250mA\(Optis Format\)](#)
- [BXRV-TR-xxxxG-20A0-A-2x CW 250mA WW 250mA\(Photopia Format\)](#)
- [BXRV-TR-xxxxG-20A0-A-2x CW 250mA WW 250mA\(SIMULUX Format\)](#)
- [BXRV-TR-xxxxG-20A0-A-2x CW 250mA WW 250mA\(SPECTER Format\)](#)
- [BXRV-TR-xxxxG-20A0-A-2x CW 250mA WW 250mA\(TracePro Format\)](#)
- [BXRV-TR-xxxxG-20A0-A-2x CW 250mA WW 250mA\(Zemax Format\)](#)

- [BXRV-TR-xxxxG-20A0-A-2x WW 500mA CW 0mA\(ASAP Format\)](#)
- [BXRV-TR-xxxxG-20A0-A-2x WW 500mA CW 0mA\(ASCII Format\)](#)
- [BXRV-TR-xxxxG-20A0-A-2x WW 500mA CW 0mA\(FRED Format\)](#)
- [BXRV-TR-xxxxG-20A0-A-2x WW 500mA CW 0mA\(Generic Binary Format\)](#)
- [BXRV-TR-xxxxG-20A0-A-2x WW 500mA CW 0mA\(LighTools Format\)](#)
- [BXRV-TR-xxxxG-20A0-A-2x WW 500mA CW 0mA\(LucidShape Format\)](#)
- [BXRV-TR-xxxxG-20A0-A-2x WW 500mA CW 0mA\(OptiCAD Format\)](#)
- [BXRV-TR-xxxxG-20A0-A-2x WW 500mA CW 0mA\(Optis Format\)](#)
- [BXRV-TR-xxxxG-20A0-A-2x WW 500mA CW 0mA\(Photopia Format\)](#)
- [BXRV-TR-xxxxG-20A0-A-2x WW 500mA CW 0mA\(SIMULUX Format\)](#)
- [BXRV-TR-xxxxG-20A0-A-2x WW 500mA CW 0mA\(SPECTER Format\)](#)
- [BXRV-TR-xxxxG-20A0-A-2x WW 500mA CW 0mA\(TracePro Format\)](#)
- [BXRV-TR-xxxxG-20A0-A-2x WW 500mA CW 0mA\(Zemax Format\)](#)



Spectral (spectrum adjusted by view angle):

[BXRV-TR-xxxxG-20A0-A-2x CW 500mA WW 0mA\(Generic ASCII\)](#)
[BXRV-TR-xxxxG-20A0-A-2x CW 500mA WW 0mA\(FRED Binary\)](#)
[BXRV-TR-xxxxG-20A0-A-2x CW 500mA WW 0mA\(Generic Binary\)](#)
[BXRV-TR-xxxxG-20A0-A-2x CW 500mA WW 0mA\(LightTools Binary\)](#)
[BXRV-TR-xxxxG-20A0-A-2x CW 500mA WW 0mA\(OptiCAD\)](#)
[BXRV-TR-xxxxG-20A0-A-2x CW 500mA WW 0mA\(Optis Binary\)](#)
[BXRV-TR-xxxxG-20A0-A-2x CW 500mA WW 0mA\(Photopia Binary\)](#)
[BXRV-TR-xxxxG-20A0-A-2x CW 500mA WW 0mA\(TracePro Binary\)](#)
[BXRV-TR-xxxxG-20A0-A-2x CW 500mA WW 0mA\(Zemax Binary\)](#)

[BXRV-TR-xxxxG-20A0-A-2x CW 250mA WW 250mA\(Generic ASCII\)](#)
[BXRV-TR-xxxxG-20A0-A-2x CW 250mA WW 250mA\(FRED Binary\)](#)
[BXRV-TR-xxxxG-20A0-A-2x CW 250mA WW 250mA\(Generic Binary\)](#)
[BXRV-TR-xxxxG-20A0-A-2x CW 250mA WW 250mA\(LightTools Binary\)](#)
[BXRV-TR-xxxxG-20A0-A-2x CW 250mA WW 250mA\(OptiCAD\)](#)
[BXRV-TR-xxxxG-20A0-A-2x CW 250mA WW 250mA\(Optis Binary\)](#)
[BXRV-TR-xxxxG-20A0-A-2x CW 250mA WW 250mA\(Photopia Binary\)](#)
[BXRV-TR-xxxxG-20A0-A-2x CW 250mA WW 250mA\(TracePro Binary\)](#)
[BXRV-TR-xxxxG-20A0-A-2x CW 250mA WW 250mA\(Zemax Binary\)](#)

[BXRV-TR-xxxxG-20A0-A-2x WW 500mA CW 0mA\(Generic ASCII\)](#)
[BXRV-TR-xxxxG-20A0-A-2x WW 500mA CW 0mA\(FRED Binary\)](#)
[BXRV-TR-xxxxG-20A0-A-2x WW 500mA CW 0mA\(Generic Binary\)](#)
[BXRV-TR-xxxxG-20A0-A-2x WW 500mA CW 0mA\(LightTools Binary\)](#)
[BXRV-TR-xxxxG-20A0-A-2x WW 500mA CW 0mA\(OptiCAD\)](#)
[BXRV-TR-xxxxG-20A0-A-2x WW 500mA CW 0mA\(Optis Binary\)](#)
[BXRV-TR-xxxxG-20A0-A-2x WW 500mA CW 0mA\(Photopia Binary\)](#)
[BXRV-TR-xxxxG-20A0-A-2x WW 500mA CW 0mA\(TracePro Binary\)](#)
[BXRV-TR-xxxxG-20A0-A-2x WW 500mA CW 0mA\(Zemax Binary\)](#)



Spectral (spectrum adjusted by emission location):

[BXRV-TR-xxxxG-20A0-A-2x CW 500mA WW 0mA\(Generic ASCII\)](#)
[BXRV-TR-xxxxG-20A0-A-2x CW 500mA WW 0mA\(FRED Binary\)](#)
[BXRV-TR-xxxxG-20A0-A-2x CW 500mA WW 0mA\(Generic Binary\)](#)
[BXRV-TR-xxxxG-20A0-A-2x CW 500mA WW 0mA\(LightTools Binary\)](#)
[BXRV-TR-xxxxG-20A0-A-2x CW 500mA WW 0mA\(OptiCAD\)](#)
[BXRV-TR-xxxxG-20A0-A-2x CW 500mA WW 0mA\(Optis Binary\)](#)
[BXRV-TR-xxxxG-20A0-A-2x CW 500mA WW 0mA\(Photopia Binary\)](#)
[BXRV-TR-xxxxG-20A0-A-2x CW 500mA WW 0mA\(TracePro Binary\)](#)
[BXRV-TR-xxxxG-20A0-A-2x CW 500mA WW 0mA\(Zemax Binary\)](#)

[BXRV-TR-xxxxG-20A0-A-2x CW 250mA WW 250mA\(Generic ASCII\)](#)
[BXRV-TR-xxxxG-20A0-A-2x CW 250mA WW 250mA\(FRED Binary\)](#)
[BXRV-TR-xxxxG-20A0-A-2x CW 250mA WW 250mA\(Generic Binary\)](#)
[BXRV-TR-xxxxG-20A0-A-2x CW 250mA WW 250mA\(LightTools Binary\)](#)
[BXRV-TR-xxxxG-20A0-A-2x CW 250mA WW 250mA\(OptiCAD\)](#)
[BXRV-TR-xxxxG-20A0-A-2x CW 250mA WW 250mA\(Optis Binary\)](#)
[BXRV-TR-xxxxG-20A0-A-2x CW 250mA WW 250mA\(Photopia Binary\)](#)
[BXRV-TR-xxxxG-20A0-A-2x CW 250mA WW 250mA\(TracePro Binary\)](#)
[BXRV-TR-xxxxG-20A0-A-2x CW 250mA WW 250mA\(Zemax Binary\)](#)

[BXRV-TR-xxxxG-20A0-A-2x WW 500mA CW 0mA\(Generic ASCII\)](#)
[BXRV-TR-xxxxG-20A0-A-2x WW 500mA CW 0mA\(FRED Binary\)](#)
[BXRV-TR-xxxxG-20A0-A-2x WW 500mA CW 0mA\(Generic Binary\)](#)
[BXRV-TR-xxxxG-20A0-A-2x WW 500mA CW 0mA\(LightTools Binary\)](#)
[BXRV-TR-xxxxG-20A0-A-2x WW 500mA CW 0mA\(OptiCAD\)](#)
[BXRV-TR-xxxxG-20A0-A-2x WW 500mA CW 0mA\(Optis Binary\)](#)
[BXRV-TR-xxxxG-20A0-A-2x WW 500mA CW 0mA\(Photopia Binary\)](#)
[BXRV-TR-xxxxG-20A0-A-2x WW 500mA CW 0mA\(TracePro Binary\)](#)
[BXRV-TR-xxxxG-20A0-A-2x WW 500mA CW 0mA\(Zemax Binary\)](#)

EUL and IES files:

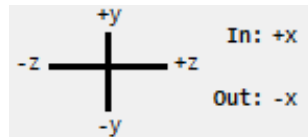

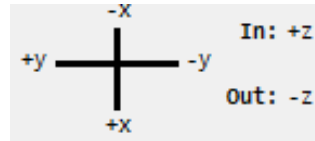

[BXRV-TR-xxxxG-20A0-A-2x CW 500mA WW 0mA\(EULUMDAT Format\)](#)
[BXRV-TR-xxxxG-20A0-A-2x CW 500mA WW 0mA\(IES Format\)](#)

[BXRV-TR-xxxxG-20A0-A-2x CW 250mA WW 250mA\(EULUMDAT Format\)](#)
[BXRV-TR-xxxxG-20A0-A-2x CW 250mA WW 250mA\(IES Format\)](#)

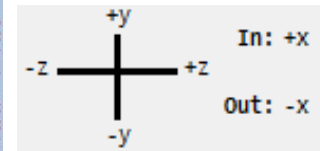

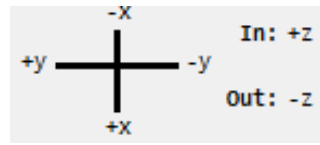

[BXRV-TR-xxxxG-20A0-A-2x WW 500mA CW 0mA\(EULUMDAT Format\)](#)
[BXRV-TR-xxxxG-20A0-A-2x WW 500mA CW 0mA\(IES Format\)](#)

Alignment during radiant source model and ray file generation:

CW 500mA WW 0mA



CW 250mA WW 250mA:



WW 500mA CW 0mA:

